

# EMSI



1187 Alturas Drive  
Moscow, Idaho 83843  
2088823567

## Program Report



Economic Modeling Specialists, Inc. [www.economicmodeling.com](http://www.economicmodeling.com)

# EMSI

## Region Info

Region: San Francisco larger MSA

County Areas: Alameda, California (6001), Contra Costa, California (6013), Marin, California (6041), San Francisco, California (6075), San Mateo, California (6081), Santa Clara, California (6085)

## Executive Summary

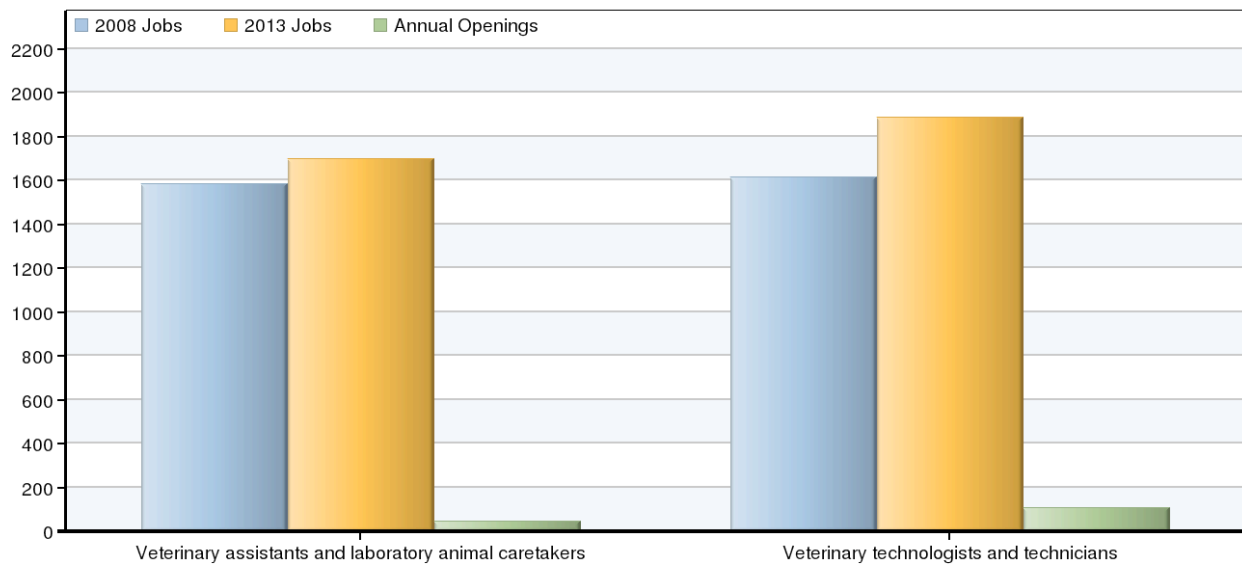
Program
Veterinary Technician (Licensed) (TOP 0102.10)

Program Occupations
Veterinary technologists and technicians (SOC 29-2056)
Veterinary assistants and laboratory animal caretakers (SOC 31-9096)

Summary	
2008 Occupational Jobs	3,199
2013 Occupational Jobs	3,586
Total Change	387
Total % Change	12%
2009 Median Hourly Earnings/Worker	\$15.14
Annual Openings	146
Total Replacement Jobs	345

Source: EMSI Complete Employment - Spring 2009

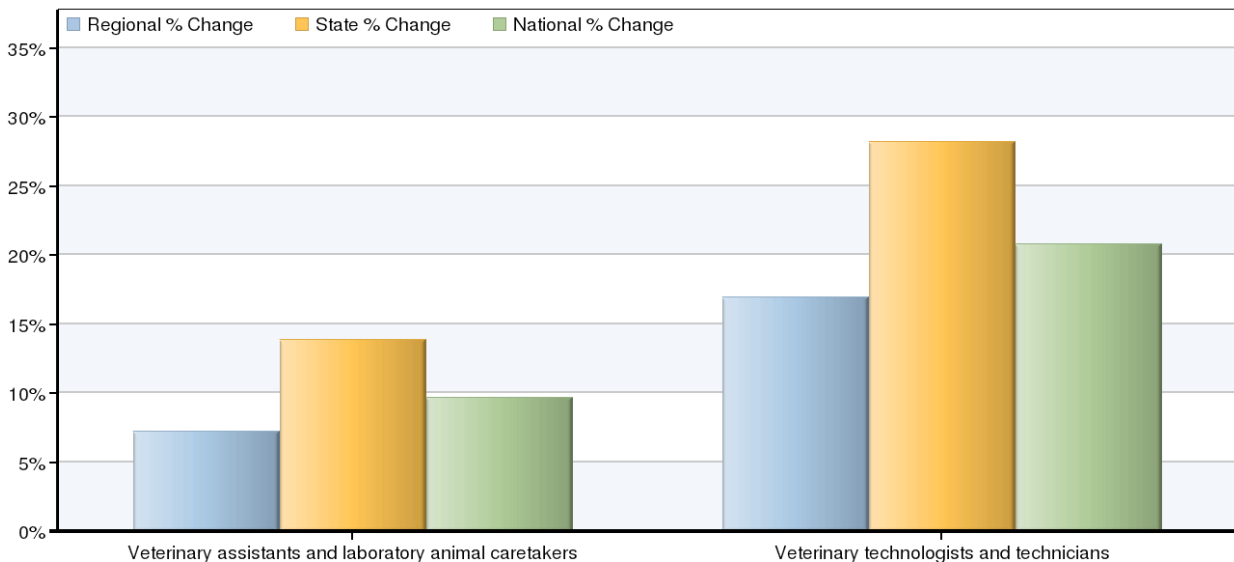
## Occupational Breakdown



SOC Code	Description	2008 Jobs	2013 Jobs	Annual Openings	Replacement Jobs	Hourly Earnings	Education Level
31-9096	Veterinary assistants and laboratory animal caretakers	1,585	1,699	42	97	\$12.14	Short-term on-the-job training
29-2056	Veterinary technologists and technicians	1,614	1,887	104	249	\$18.02	Associate's degree
	Total	3,199	3,586	146	345	\$15.14	

Source: EMSI Complete Employment - Spring 2009

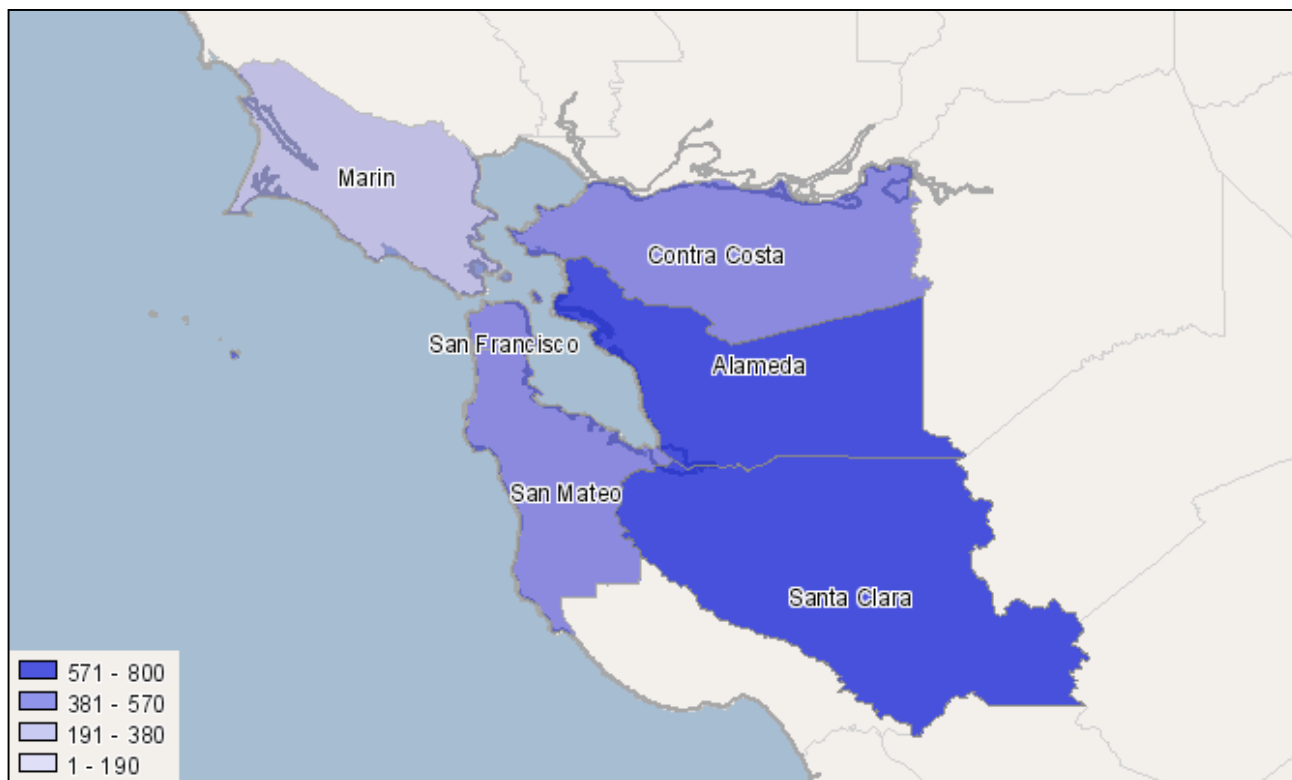
## Occupational Change



SOC Code	Description	Regional Change	Regional % Change	State % Change	National % Change
31-9096	Veterinary assistants and laboratory animal caretakers	114	7%	14%	10%
29-2056	Veterinary technologists and technicians	273	17%	28%	21%

Source: EMSI Complete Employment - Spring 2009

## Occupation Distribution



County	2008 Jobs
Santa Clara, CA (6085)	754
Alameda, CA (6001)	643
Contra Costa, CA (6013)	553
San Mateo, CA (6081)	504
San Francisco, CA (6075)	490
Marin, CA (6041)	256

Source: EMSI Complete Employment - Spring 2009

## Data Sources and Calculations

### Occupation Data

Organizing regional employment information by occupation provides a workforce-oriented view of the regional economy. EMSI's occupation data are based on EMSI's industry data and regional staffing patterns taken from the Occupational Employment Statistics program (U.S. Bureau of Labor Statistics). Wage information is partially derived from the American Community Survey. The occupation-to-program (SOC-to-CIP) crosswalk is based on one from the U.S. Department of Education, with customizations by EMSI.

### State Data Sources

This report uses state data from the following agencies: California Labor Market Information Department.